

**DOCK SOLUTIONS LTD**

**UK MANUFACTURED LOADING BAY EQUIPMENT AND  
INDUSTRIAL DOORS**

# LIFTS

**GOODS LIFT  
LOADING BAY LIFTS  
BAY LIFTS**



**WIDE RANGE OF CONTROL OPTIONS  
LOADING BAY PACKAGES ARE AVAILABLE.**

**GET EXACTLY WHAT YOU NEED AT DOCK SOLUTIONS**

# Services

Please contact the **Dock Solutions** team, who will be happy to discuss your needs and assist you in choosing the right model for your project. A visit from a member of our team to your location can be arranged to demonstrate the advantages Dock Solutions offers.

In-house construction drawings and technical specifications can be supplied.

**Dock Solutions** can offer a complete service to ensure that you are operational for the maximum amount of time.

At **Dock Solutions**, we can give you the widest range of flexible service plans for your loading bay. Our experienced service and installation engineers are available throughout the UK to ensure your equipment is installed and maintained to the highest standard.

Our unique SOS service means that you will speak to someone who may be able to solve your issue over the phone or arrange a call out as soon as possible to your premises by our service engineers.



# Scissor Lifts

**Dock Solutions** scissor lift tables are designed for a wide range of applications for load transfer between different levels. **Dock Solutions** have the experience and ability to design the best solutions to meet your requirements.

The single scissor lift table platform comprises a flat surface, a set of single scissors and the hydraulic cylinders. **Dock Solutions** single scissor lifts table are mainly conceived to:

**Overcome difference in level:** they lift any kind of load to overcome different heights in small spaces.

**Loading Bays:** A scissor lift is one of the most widely used solutions when there is no height in the bay or when vehicles of different heights have to be loaded and unloaded.

**Production and assembly systems:** Optimisation of assembly lines, systems of production, maintenance, repair, packaging etc.



# SINGLE SCISSOR LIFT TABLE

## Technical Description

**Dock Solutions** Single Scissor Lift Table is made of rolled steel structure with high quality plate steel.

Specifically designed to meet the needs of all sectors.

**Dock Solutions** offers complete range of accessories and finishes that allow its customers to choose the lift table that best suits their needs and requirements. **Dock Solutions'** design, quality process and industry experience enable their lift tables to have a long service life.



Lifting table with loading dock function

## Operations

Carries out lifting manoeuvres using hydraulic cylinders that have particular specifications, matching the load requirements.

**Dock Solutions** Lift Tables have been designed to full fill three fundamental purposes:

- To move between different levels in confined spaces
- As a loading dock function.
- As a production and assembly system. It can be included as part of a fully automated logistics system

## Types of Lift Tables:

**Dock Solutions** divides its range of lifts into three:

**Single Scissor:** Flat surface, with a single set of scissors and hydraulic cylinders.

**Double Scissor\*:** Designed to achieve greater elevation and/or a larger load surface. Consists of a flat surface, two sets of scissors and hydraulic cylinders. there are 3 different vertical, twin, or tandem

**Dual SR\*\*:** Set of two machines in one. A hydraulic dock leveller with hinge lip or telescopic lip is installed on a lifting table.




Vertical Double Scissor Lift Table.  
(MEX2)



Dual SRB Scissor Lift Table  
(scissor lift+leveller with retractable lip)

## Side view of Table



1. Safety perimeter foot barrier
2. Hydraulic unit: motor, pump and tank.
3. Double movement wheel.
4. Mechanical lowering stops.
5. Maintenance bar.
6. Eyebolt with pin for transport.
7. Hydraulic cylinders
8. Anti-fall safety valve.
9. Scissors
10. Segmented lip with foot barrier (optional)

## Load Capacities and Work Cycles

The Single Scissor Lift Table has a standard load capacity, depending on its dimensions, of between 1 ton and 6 tons\*\*\*

A table's work cycle consists of it going up + down once (with or without load). Once 120,000 cycles have been completed, the axles, wheels and bushes must be replaces.

Max. number of work cycles recommended for normal use: 8 cycles/hour or 64 cycles/day  
Max. number of cycles recommended for Intensive use: 15 cycles/hour or 360 cycles/day

\*For further information please refer to the technical sheets for the Double Scissor Lift Tables.

\*\*For further information please refer to the technical sheets for the Dual SR/SRB Lift Tables.

\*\*\*For other dimensions, please consult Customer Service.





## Technical Specifications and Hydraulic Unit

- Motor voltage 230/400V 3F (three-phase) 50Hz.
- Electric motor power depends on the capacity of the table.
- Maximum working pressure of the hydraulic circuit 180kg/cm<sup>2</sup> (bar).
- Working temperature range (-10°C/+40°C)
- Noise level produced <70db.
- Specific power, performance, flow and tank capacity characteristics for the hydraulic unit, depending on load requirements. includes 24V solenoid safety valve.



## Safety Elements

The Single Scissor Lift Table has the following safety elements as standard:

- **Emergency Stop:** Activated by switch or power failure
- **Anti-fall safety valve** on hydraulic cylinders in case of hose breakage.
- **Safety signalling** using adhesives on the moving parts.
- **Perimeter safety foot barriers** on all tables
- **Safety bar** that prevents the table from closing during maintenance work.



Single Scissor Life Table with segmented lip and handrails.



Lift table with studded platform



Table with hinged doors, handrails, hydraulic lip and chain mesh

## Finishes



### Painted:

Highly resistant to corrosion and environmental agents. Standard colour grey RAL 7016, any other colour can be chosen according to RAL chart



### Galvanised:

Excellent resistance to corrosion and environmental agents.



### Stainless:

Excellent resistance to aggressive environments such as water or salt. The most resistant option for any aggressive atmosphere.

## Standards

Dock Solutions declares that all its lift tables conform to the following European directives:

**2006/42/CE, 2014/35/UE and UE 305/2011**

Designed and manufactured in accordance with the following harmonised technical standards

**E 1570-1 UNE-EN ISO 12100**

Compliances with the following technical standards:

**UNE-EN 34, UNE-EN ISO 13857, UNE-EN ISO 4413. UNE-EN 60204-1, UNE-EN 61000-602, UNE-EN 61000-603 and UNE-EN 61000-60--4**

All models of scissor lift offer several options allowing the choice of the scissor lift that best suits your needs and requirements.

- **Single Scissors:** the platform comprises a flat surface, a set of single scissors and the hydraulic cylinders.
- **Double Scissors:** conceived for longer runs, these are formed by a flat surface, two sets of scissors and the hydraulic cylinders.
- **Dual SR:** a set of two machines in one. A hydraulic ramp with a collapsible or telescopic lip is installed on a scissor lift.



Single Scissor lift



Single scissor with segmented lips



1. Superior Structure
2. Toe Guard
3. Power Pack: motor, pump, and tank
4. Double trackball
5. Support props
6. Lower structure



Galvanised double scissor lift with segmented lips



Double scissor lift with hydraulic lip and railings



Dual SR with folding lip



Dual SR with telescopic lip



Single scissor lift with segmented lips



Single scissor lift with segmented lips and railings



At **Dock Solutions** we pay a great deal of attention to the safety of our platforms with different testing and 15+ years of experience.

- **Emergency Stop** activated by cut off or loss of voltage
- **Non-fall safety system** inside the hydraulic cylinders
- **Electric Safety System** working as foot protection
- **Safety Signalling** by means of stickers on moving parts
- **Safety Bar** preventing the platform from closing during maintenance work
- **European UNE-EN 1570 and EN1570-1 compliant**
- **Stainless or Galvanised Steel** to withstand corrosive atmospheres (optional)
- **Non-slip teardrop top surface** (optional)




- 7. Safety bar for maintenance
- 8. Hook for transport
- 9. Hydraulic cylinders
- 10. Falling security valve
- 11. Scissors
- 12 Segmented lip and toe guard



Control Panel



Hydraulic power-pack



Toe Guard



Safety bar for maintenance



Double scissor lift with hydraulic lip and railings and folding doors

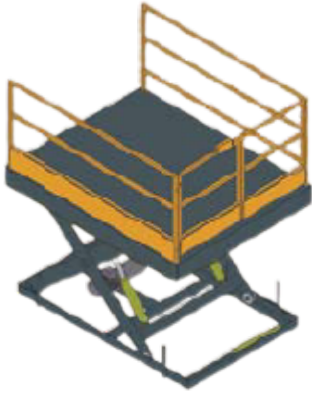


Single scissor lift with segmented lips and railings



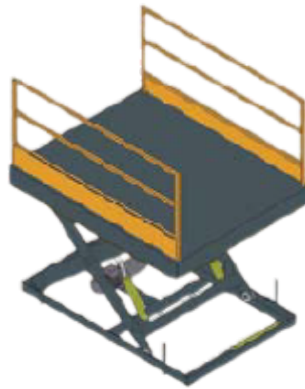
# ACCESSORIES

With 15+ years experience it shows that the wants and needs of a customer is never the same. Dock Solutions has a full range of accessories and finishes for scissor lifts.



## Gates

The gate has a safety system that prevents the platform from working when it is open




## Railings

They increase personal safety during platform work cycle



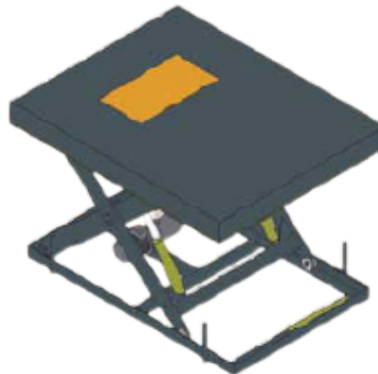
## Exterior Switchboard

To avoid problems of accessibility in small spaces, the switchboard may be separate from the platform



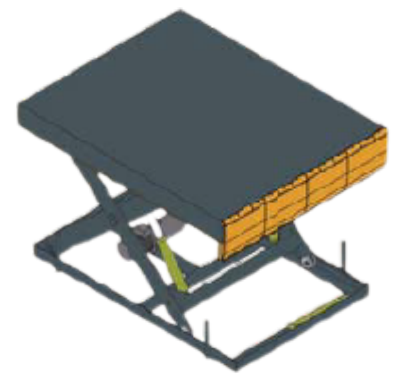
## Chain mesh

The mesh increases personal safety by preventing entering into the area where the platform is moving



## Hydraulic Lip

The hydraulic lip is the solution to overcome distance and height between loading bays and lorry boxes



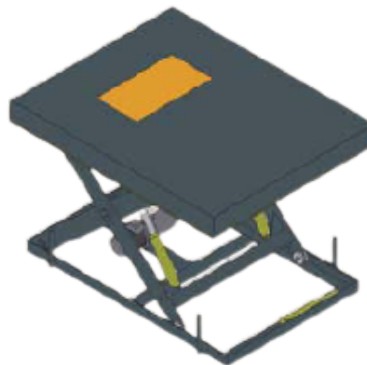
## Rollers

The solution to facilitate the loading and unloading process and goods circulation



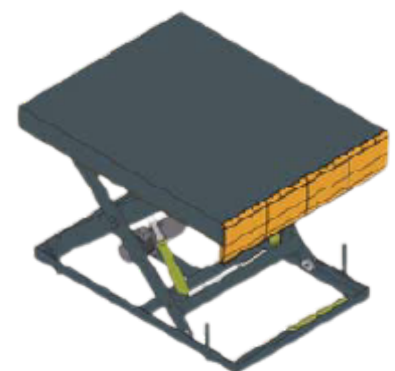
## Ball Platform

The solution to speed up the loading and unloading process and good circulation



## Switchboard access trap

Conceived for accessing the switchboard from the base when the platform is folded significantly increasing user safety and accessibility



## Segmented Lip

The segmented lips are used to facilitate lorry entry while goods are being loaded and unloaded, and to absorb the damping movements





### Safety Barrier

To prevent forklifts falling to the ground from certain heights




### Side Bellows

The side bellows protect the platform from dust and dirt and increases personal safety when the platform is working



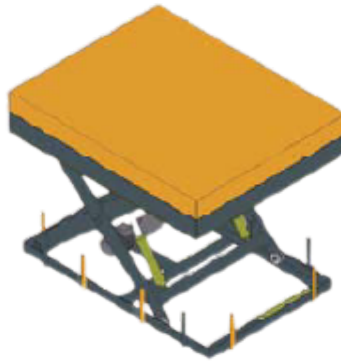
### Button Panel

The button panel is conceived for controlling the platform from any place




### Side Tables

To avoid space limitations in transport, when the platform is installed. two side tables are mounted to increase the size of the top structure



### Structural Reinforcement

The top structure is fitted with reinforcement to increase solidity



### Revolving Platform

A revolving platform on the top structure is used to achieve greater load manoeuvrability

# BAY LIFT



The unique action of the folding platform and self-contained hydraulics ensure the Bay Lift is compact and can be installed in almost any indoor and outdoor location with a standard 240V, 20A electrical supply.

The platform folds up when not in use to minimise space utilisation and clear the lower level working area to create a robust barrier at the edge of the upper level for added security and safety.

Bay Lifts are ideal for lifting and handling loads between different levels where the height difference is less than 2 meters. The low lifting height and no need for a lift pit means that the Bay Lift offers a practical load handling solution where alternative equipment such as conventional scissor or platform lifts cannot easily be installed.

Separate versions are available with capacities from 500 - 1500kg and with a range of platform sizes that ensure the Bay lift can safely handle crates, pallets, roll cages, sack barrows and many other loads

All Bay Lifts are designed, manufactured and installed to the precise requirements of the specific location and customer. With complete design, installation and training service with a nationwide network of engineers are available to minimise downtime and ensure the continued reliability of Bay Lifts.

Exact Quality assurance standards ensure safe, economical and reliable performance with long maintenance-free service intervals.



**FULL SERVICE, INSTALLATION AND EXTENDED WARRANTY**

# Contacts

 01594 825200  
 01594 825205  
 [info@docksolutions.co.uk](mailto:info@docksolutions.co.uk)  
 [www.docksolutions.co.uk](http://www.docksolutions.co.uk)

 Dock Solutions  
 docksolutions  
 DockSolutions  
 docksolutions

**DOCK SOLUTIONS LTD**  
UK MANUFACTURED LOADING BAY EQUIPMENT AND  
INDUSTRIAL DOORS

Unit 1 Seymour Business Park, Whimsey Industrial Estate, Cinderford, Gloucestershire, GL14 3JA  
Telephone: 01594 825200

Email: [info@docksolutions.co.uk](mailto:info@docksolutions.co.uk)

Web: [www.docksolutions.co.uk](http://www.docksolutions.co.uk)

